




Sock Gnomes


How To Make The Nose From The Sock




Fill sock with about a half inch of rice then add the polyfill (stuffing) and shape as you fill. Tie off the Top. This is your Gnome's body



Create the nose th size you want and in the spot you want by gathering the sock AND some of the polyfill.



Using some twine or string, wrap it around the created nose and tie it TIGHTLY.



Paint the nose any color you want



Follow Us on Facebook
To get the most recent updates to our page
Crafty Fun Parties